

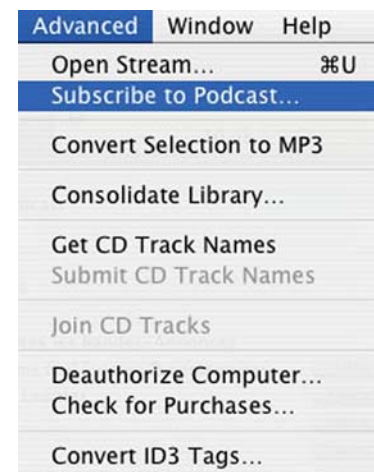
Podcasting lectures of MECO2601 – 2006 – Radio Production

The following steps work in iTunes, free software available for Mac and PC (<http://www.apple.com/itunes/>)

You could also use other types of “podcatching” software but there may be issues relating to the password-protected nature of the episodes to download so we recommend iTunes for ease of use.

Step 1. - Subscribe

This podcast is private so it won't show up in the Music Store (directory) of iTunes. You will need to subscribe to the feed by choosing Advanced → Subscribe to Podcast ...

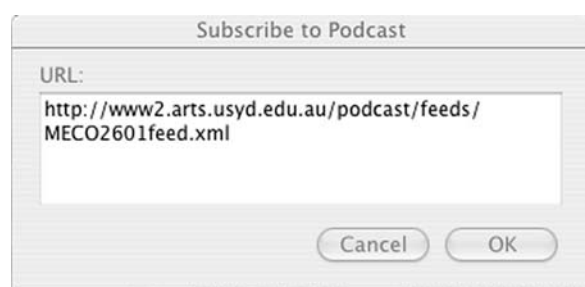


Step 2. – Enter the URL

Enter the following URL for the MECO2601 rss feed:

<http://www2.arts.usyd.edu.au/podcast/feeds/MECO2601feed.xml>

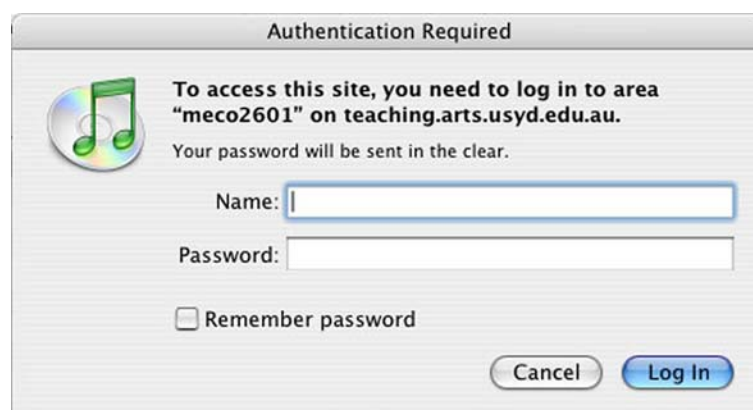
You can either copy and paste or enter that URL in that dialogue box.



Step 3. – Enter userid and password

The title of the podcast should now appear and iTunes is going to try and download the latest lecture but it is password-protected.

You will be prompted for a password in order to download the lectures.



Enter the user name and password as provided to you for this podcast.

Step 4 – Download other episodes

As this is a new podcast feed, it will only download the latest lecture.

You should see the title of the podcast (or series) appearing “USYD MECO2601 -06-Radio Production”.



Click on the arrow just in front of USYD MECO And more details will appear.



The other episodes (lectures) will appear on your list with other information such as a description, the length of the episode and its date. Next to each episode, there is a “Get” button. Click on that button to download each episode.

From now on, everytime you start iTunes, it will automatically check for any latest lecture available and download it.

Step 5 – Listen to the episodes of this podcast

Listen to the lecture on your computer or download the episodes to your iPod or other mp3 player.